


# INTERVIEWING FARMERS 2



## AUDIO QUALITY

IT IS VERY IMPORTANT TO RECORD AUDIO THAT IS CLEAN, CRISP AND CLEAR. IN A PODCAST OR RADIO PRODUCTION, SOUND IS OUR WINDOW ON THE WORLD. SURE, WE CAN SEE THE WORLD THROUGH A DIRTY WINDOW, BUT DOES IT BRING US JOY?



POOR RECORDING



HIGH QUALITY RECORDING

HERE ARE SOME TIPS FOR GETTING A GOOD RECORDING



KNOW YOUR EQUIPMENT (PRACTICE BEFORE YOU GO INTO THE FIELD)



DON'T MOVE YOUR HAND ON THE RECORDER



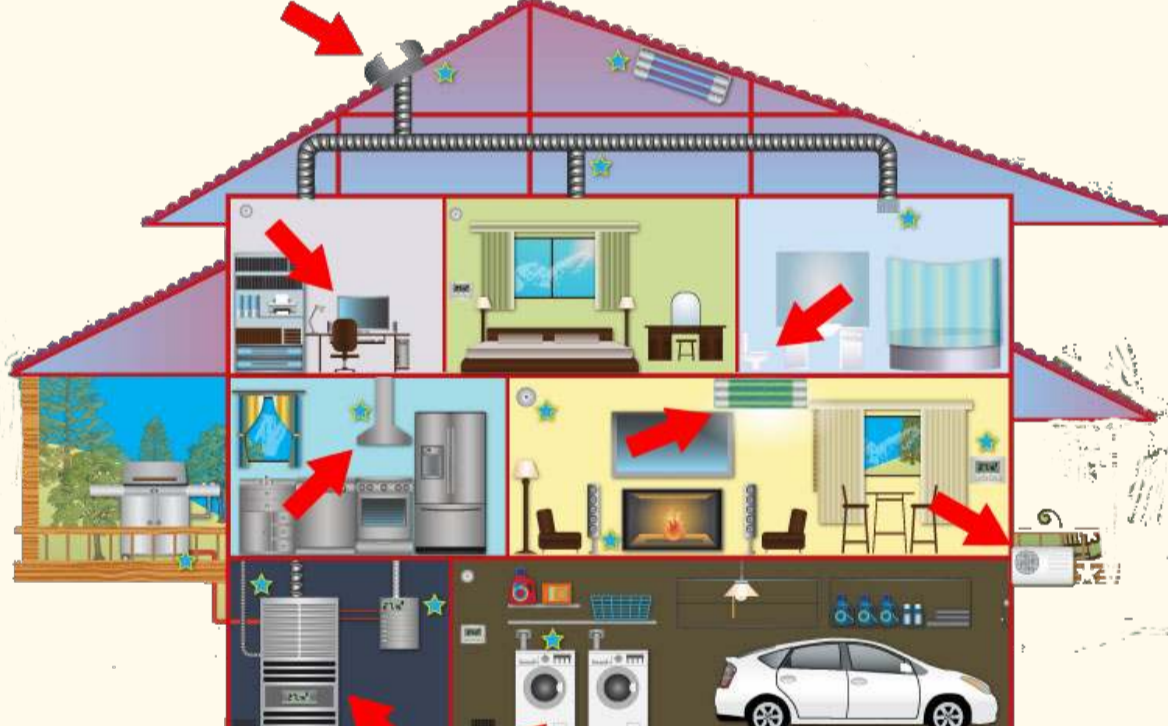
HOLD THE MICROPHONE VERY CLOSE TO THE SPEAKER'S MOUTH. HOLD IT OFF TO ONE SIDE TO AVOID NOISY "P" SOUNDS.




AVOID RECORDING IN NOISY PLACES. (ALTHOUGH SOMETIMES NOISY BACKGROUNDS CAN BE INTERESTING).



EVEN A SMALL AMOUNT OF WIND CAN RUIN A RECORDING. PROTECT THE MICROPHONE WITH YOUR HAND OR YOUR BODY, OR BETTER, DON'T RECORD IN THE WIND.



BE AWARE OF NOISY MACHINERY IN YOUR ENVIRONMENT. A NOISE THAT IS HARD TO DETECT IN THE FIELD MAY BE VERY NOTICEABLE IN THE RECORDING.



AVOID RECORDING IN PLACES WITH LOTS OF ECHO. SMALL ROOMS WITH LOTS OF FURNITURE ARE BETTER THAN LARGE, EMPTY ROOMS WITH LOTS OF HARD SURFACES.



AFTER EACH INTERVIEW, RECORD ONE MINUTE OF BACKGROUND NOISE (EVEN IF THE BACKGROUND SEEMS SILENT, IT NEVER IS!)